



QUARTERLY FINANCIAL REPORT

FY 2020 First Quarter

CHRIS KUKULSKI, CITY ADMINISTRATOR

Attached is the first quarter FY 2020 financial report for your review. The fiscal year 2020 is 25% completed, as such, funds should have used approximately 25% of their operating budget. This may not hold true for Debt Service or Capital Project funds, as the expenditures within these fund do not occur evenly throughout the year.

Andy Zoeller

A handwritten signature in blue ink that reads "Andy Zoeller". The signature is written in a cursive style.

FY 2020 Q1

GENERAL FUND

REVENUES

The major tax revenue is not collected until the second quarter. As such, the current tax revenue reflected in the General Fund is a result of delinquent tax payments made for taxes due in a prior year. This is nearly the same amount that was collected in the first quarter of 2019. The amount that is budgeted was based upon our estimate of a 3.2% increase over the prior year. However, the City has since received its certified taxable value, which shows an increase of 4.3% over the prior year. As a result, we are anticipating our tax revenues in the General Fund to be approximately \$120,000 more than budgeted for FY20.

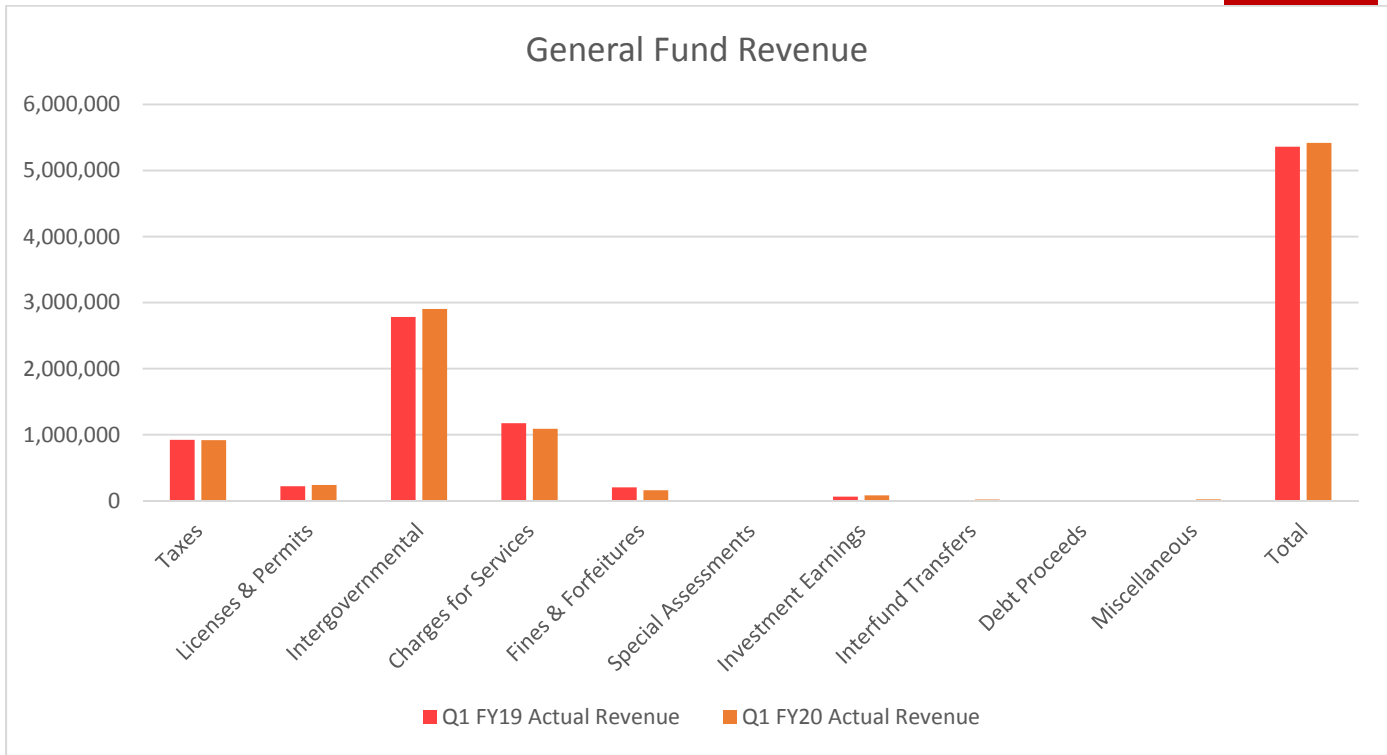
License and permit revenue is collected throughout the year. When compared to the same time in the prior year, there is an increase of 8.5%, or \$18,548. The total collected is only 10.8% of what was budgeted. This is expected, as the major revenue, Cable Franchise Fee, isn't expected until January 2020.

Intergovernmental revenue, which is revenue received from other governments, is up \$122,000 over the same time in the prior year. At the end of the first quarter 25% of the amount budgeted has been collected. This is largely comprised of the State Entitlement Share payments made by the State of Montana.

Charge for service revenue for the first quarter of FY20 is \$1.09 million, or 27% of the budgeted amount.

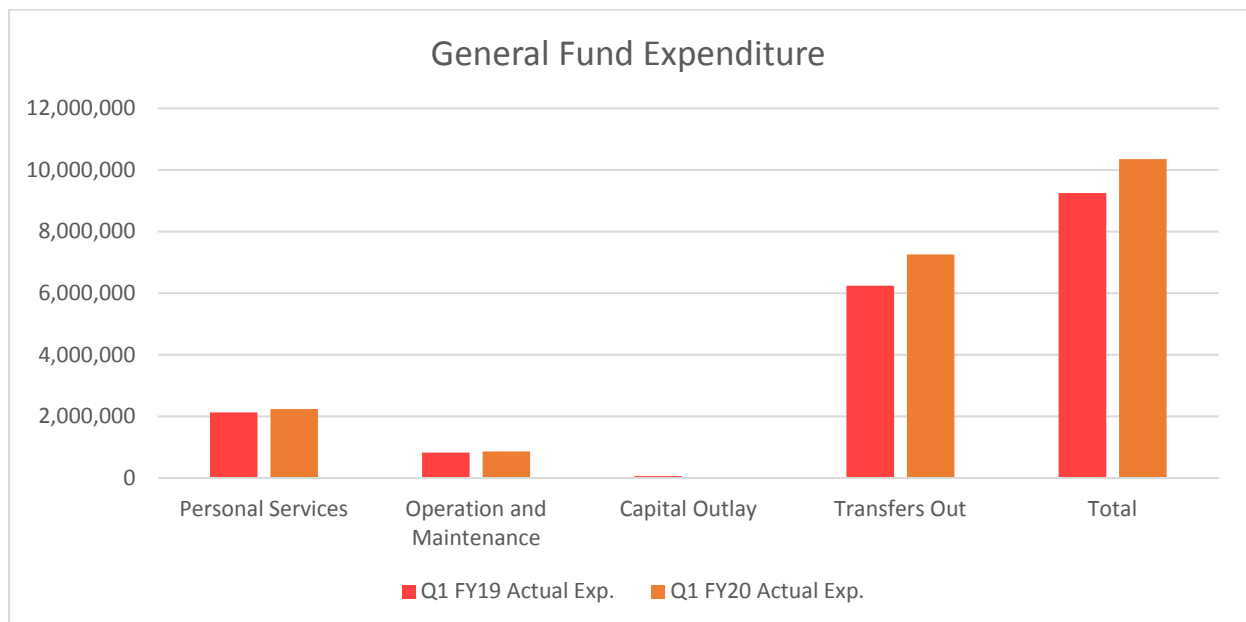
Fines and forfeiture revenue is down about 21% compared to the same time in the prior fiscal year. This amounts to \$42,900 less in the first quarter of FY20 when compared to the first quarter of FY19.

Overall revenue in the General Fund is up 1.1%, or \$59K, when compared to the first quarter of FY19. Total revenue collected in the first quarter is 14.7% of the total amount budgeted for FY20.



EXPENDITURES

The actual expenses in the General Fund for the first quarter of FY20 were 24 % of budget, or \$10.4 million. This is an increase of 12% over the same time in the prior fiscal year. The increase is driven largely the transfer to the Public Safety Fund.

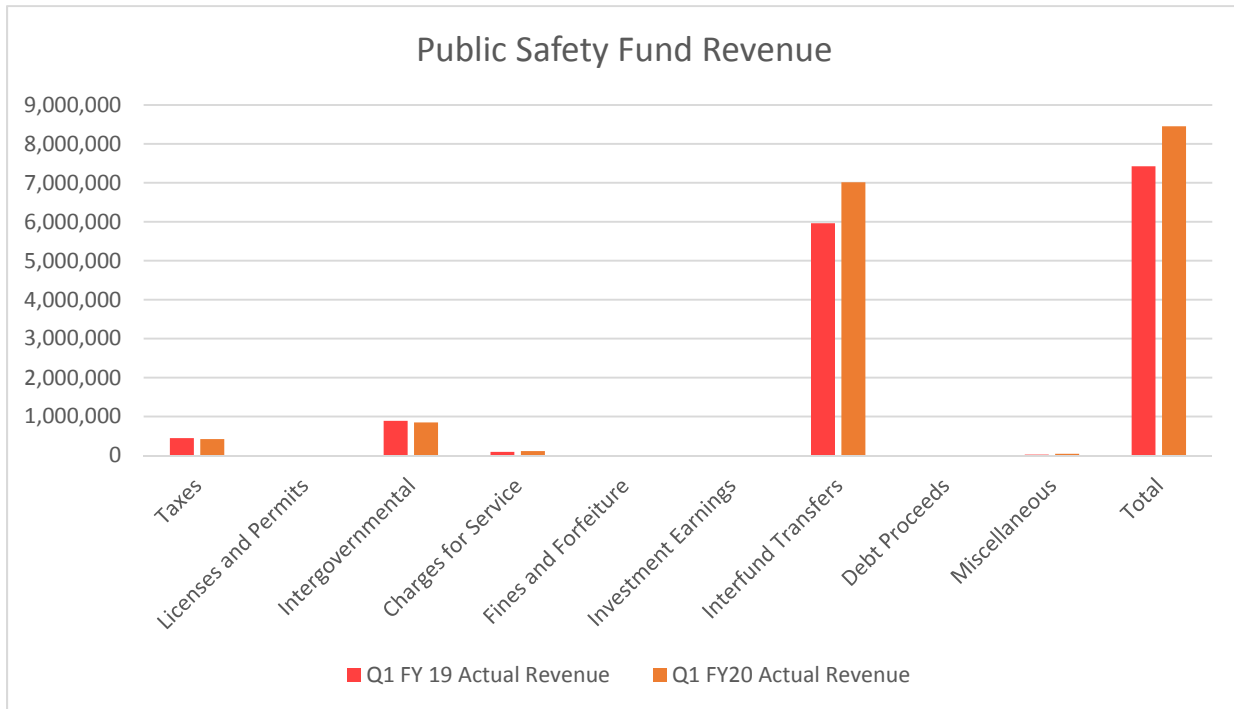


PUBLIC SAFETY FUND

REVENUE

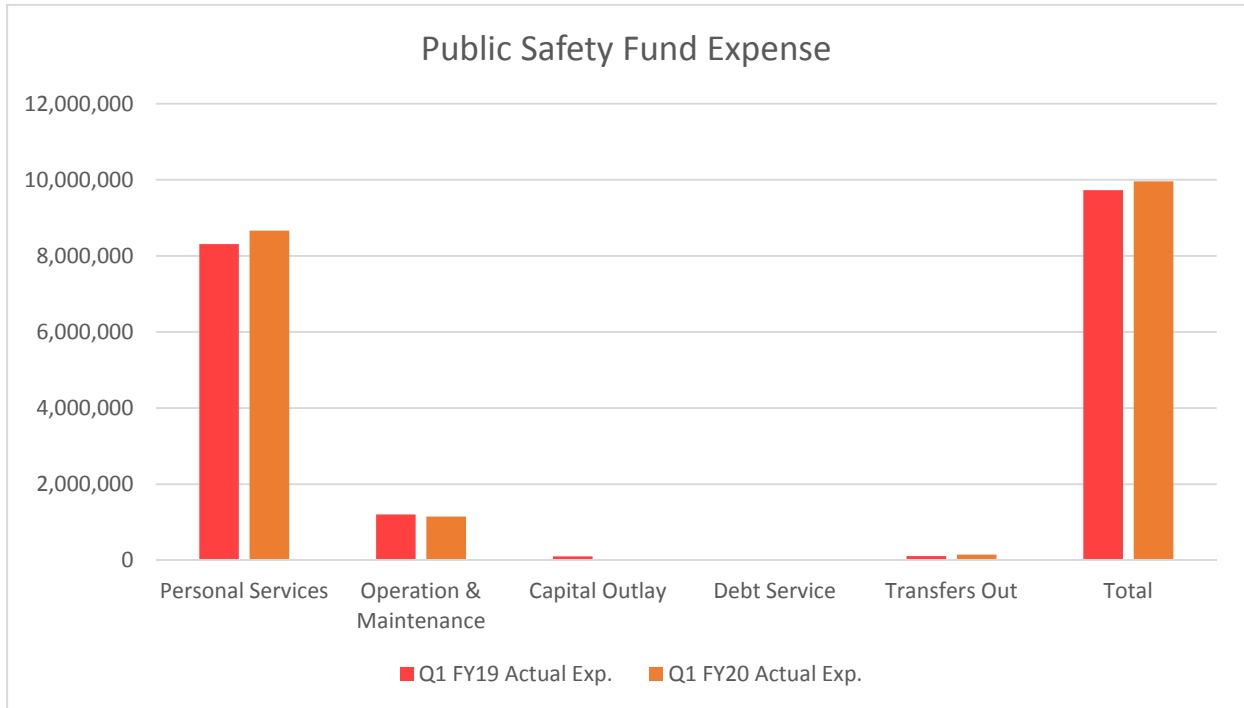
For the same reasons discussed in the General Fund, tax revenue in the Public Safety Fund is only 3%, or \$423,554, of the budgeted amount. Total tax revenue budgeted in the Public Safety Fund for FY20 is \$13 million.

Overall Public Safety Fund revenue increased by 18% over the same time in FY19. The major reason for this is because the transfer from the General Fund is \$1.0 million higher than the prior fiscal year. All other revenue sources are similar to the prior fiscal year.



EXPENDITURE

Expenditures in the Public Safety Fund are up 2.4%, or \$231,732, over the same time in FY19. This is mainly a result of increased personal services costs. Total expenditures are only 20% of the amount budgeted. However, this will not continue once the Police Evidence Building begins construction.



FY 2020 Q1 SUMMARY

First Quarter Budget Amendments

The following projects will require budget amendments within the fiscal year

- 1.) On 9/9/19 City Council approved funding for a turf field at amend park. As indicated in the staff memo for that agenda item, this project was budgeted in FY19, and budget will need to be re-established in the South Tax Increment Fund for FY20.
- 2.) On 5/13/19 City Council approved a bid award to First Mark Construction for the Centennial Park Improvements. The amount awarded \$1,945,525, was less than the total amount budgeted. In that staff memo, it was noted that the remaining funds would be used to pay for a restroom facility and interior walkways. An FY20 budget amendment will need to occur to reestablish the budget authority for these projects.
- 3.) On 10/15/19 City Council approved the purchase of a garbage truck for City Parks. This purchase was funded through the Equipment Replacement Plan and was budgeted for replacement in FY19. As indicated in the staff memo, a budget amendment will be necessary to reestablish the budget authority for this purchase.



City of Billings						
GENERAL FUND OPERATING						
For fiscal year 2020, Periods 1 - 3						
	Total 2020 Amended Budget	YTD 2020 Actual	2020 Encumbrance	Variance	%	YTD 2019 Actual
Revenues:						
TAXES	17,202,088.00	915,525.30	0.00	-16,286,562.70	5%	921,447.28
LICENSES & PERMITS	2,191,863.00	237,170.79	0.00	-1,954,692.21	11%	218,622.29
INTER-GOVERNMENTAL	11,704,794.00	2,904,316.68	0.00	-8,800,477.32	25%	2,781,981.65
CHARGES FOR SERVICES	4,010,224.00	1,087,792.46	0.00	-2,922,431.54	27%	1,172,994.01
FINES & FORFEITS	1,513,333.00	158,187.69	0.00	-1,355,145.31	11%	201,087.89
SPECIAL ASSESSMENTS	0.00	0.00	0.00	0.00	0%	188.96
INVESTMENT EARNINGS	290,000.00	80,464.83	0.00	-209,535.17	28%	62,135.57
INTERFUND TRANSFERS	6,600.00	17,027.65	0.00	10,427.65	258%	2,022.33
DEBT PROCEEDS	0.00	0.00	0.00	0.00	0%	0.00
MISCELLANEOUS	0.00	19,121.30	0.00	19,121.30	100%	87.27
Total Revenues	36,918,902.00	5,419,606.70	0.00	-31,499,295.30	15%	5,360,567.25
Expenditures:						
By Category						
PERSONAL SERVICES	9,106,087.00	2,238,506.44	0.00	6,867,580.56	25%	2,126,806.99
OPERATIONS & MAINT	4,173,092.52	860,137.01	139,050.00	3,173,905.51	20%	821,570.86
CAPITAL	122,469.96	597.58	97,372.38	24,500.00	0%	60,259.00
DEBT SERVICE	0.00	0.00	0.00	0.00	0%	0.00
INTERFUND TRANSFERS	28,977,203.00	7,255,875.74	0.00	21,721,327.26	25%	6,245,875.21
Total Expenditures	42,378,852.48	10,355,116.77	236,422.38	31,787,313.33	24%	9,254,512.06



City of Billings						
GENERAL FUND-BY DEPT DIVISION						
For fiscal year 2020, Periods 1 - 3						
	Total 20 Amended Budget	YTD 2020 Actual	2020 Encumbrance	Variance	%	YTD 2019 Actual
Expenditures:						
By Department/Division						
MAYOR & COUNCIL	261,042.00	79,507.57	0.00	181,534.43	30%	73,776.52
CITY ADMINISTRATOR	906,846.00	181,169.89	0.00	725,676.11	20%	160,426.32
HUMAN RESOURCES	826,205.00	171,442.15	0.00	654,762.85	21%	159,650.94
CITY ATTORNEY	1,891,799.00	447,763.66	0.00	1,444,035.34	24%	427,975.83
MUNICIPAL COURT	1,504,238.52	319,265.87	0.00	1,184,972.65	23%	311,127.34
FINANCE	1,625,030.96	351,885.72	97,372.38	1,175,772.86	22%	323,399.72
CODE ENFORCEMENT	564,362.00	110,346.39	0.00	454,015.61	20%	114,426.53
PARKS & RECREATION	5,617,665.00	1,509,050.10	0.00	4,108,614.90	27%	1,460,449.10
NON-DEPARTMENTAL	29,181,664.00	7,184,685.42	139,050.00	21,857,928.58	25%	6,208,279.76
COUNCIL CONTINGENCY	0.00	0.00	0.00	0.00	0%	15,000.00
Total Expenditures	42,378,852.48	10,355,116.77	236,422.38	31,787,313.33	24%	9,254,512.06



City of Billings						
PUBLIC SAFETY FUND						
For fiscal year 2020, Periods 1 - 3						
	Total 2020 Amended Budget	YTD 2020 Actual	2020 Encumbrance	Variance	%	YTD 2019 Actual
Revenues:						
TAXES	13,044,663.00	423,554.58	0.00	-12,621,108.42	3%	447,043.14
LICENSES & PERMITS	28,500.00	1,595.25	0.00	-26,904.75	6%	8,776.26
INTER-GOVERNMENTAL	3,149,574.00	849,725.17	0.00	-2,299,848.83	27%	890,209.44
CHARGES FOR SERVICES	1,598,256.00	113,919.99	0.00	-1,484,336.01	7%	91,820.91
FINES & FORFEITS	2,400.00	600.00	0.00	-1,800.00	25%	600.00
INVESTMENT EARNINGS	700.00	6,108.74	0.00	5,408.74	873%	470.95
INTERFUND TRANSFERS	27,316,978.00	7,012,349.20	0.00	-20,304,628.80	26%	5,963,800.00
DEBT PROCEEDS	2,800,000.00	0.00	0.00	-2,800,000.00	0%	0.00
MISCELLANEOUS	49,478.00	42,831.21	0.00	-6,646.79	87%	22,051.56
Total Revenues	47,990,549.00	8,450,684.14	0.00	-39,539,864.86	18%	7,424,772.26
Expenditures:						
By Category						
PERSONAL SERVICES	37,679,120.00	8,662,386.50	0.00	29,016,733.50	23%	8,312,758.75
OPERATIONS & MAINT	5,951,079.68	1,147,961.29	262,253.16	4,540,865.23	19%	1,204,621.34
CAPITAL	3,178,235.90	0.00	223,692.90	2,955,854.00	0%	101,973.03
DEBT SERVICE	0.00	0.00	0.00	0.00	0%	0.00
INTERFUND TRANSFERS	1,470,841.00	148,976.00	0.00	1,321,865.00	10%	108,239.00
Total Expenditures	48,279,276.58	9,959,323.79	485,946.06	37,835,317.73	20%	9,727,592.12
By Department/Division						
POLICE	27,098,701.62	5,393,427.17	125,863.53	21,580,721.92	20%	5,348,782.18
FIRE	21,180,574.96	4,565,896.62	360,082.53	16,254,595.81	21%	4,378,809.94
Total Expenditures	48,279,276.58	9,959,323.79	485,946.06	37,835,317.73	20%	9,727,592.12

City of Billings						
PUBLIC WORKS-WASTEWATER FUND						
For fiscal year 2020, Periods 1 - 3						
	Total 2020 Amended Budget	YTD 2020 Actual	2020 Encumbrance	Variance	%	YTD 2019 Actual
Revenues:						
TAXES	0.00	0.00	0.00	0.00	100.00	0.00
LICENSES & PERMITS	0.00	0.00	0.00	0.00	100.00	0.00
INTER-GOVERNMENTAL	0.00	0.00	0.00	0.00	100.00	0.00
CHARGES FOR SERVICES	20,383,650.00	4,012,608.27	0.00	-16,371,041.73	-0.20	3,898,529.54
FINES & FORFEITS	0.00	0.00	0.00	0.00	100.00	0.00
INVESTMENT EARNINGS	485,000.00	188,791.74	0.00	-296,208.26	-0.14	226,561.81
DEBT PROCEEDS	0.00	0.00	0.00	0.00	100.00	0.00
MISCELLANEOUS	0.00	5,405.94	0.00	5,405.94	100.00	1,346.84
Total Revenues	20,868,650.00	4,206,805.95	0.00	-16,661,844.05	100.00	4,126,438.19
Expenditures:						
By Category						
PERSONAL SERVICES	4,184,414.00	893,473.95	0.00	3,290,940.05	0.21	849,336.50
OPERATIONS & MAINT	5,657,665.57	1,121,783.28	350,866.81	4,185,015.48	0.25	763,875.34
CAPITAL	37,780,625.08	2,552,800.47	14,538,757.66	20,689,066.95	0.45	4,252,532.51
DEBT SERVICE	5,330,000.00	0.00	0.00	5,330,000.00	0.00	0.00
INTERFUND TRANSFERS	0.00	0.00	0.00	0.00	100.00	0.00
Total Expenditures	52,952,704.65	4,568,057.70	14,889,624.47	33,495,022.48	100.00	5,865,744.35



City of Billings						
PUBLIC WORKS-SOLID WASTE FUND						
For fiscal year 2020, Periods 1 - 3						
	Total 2020 Amended Budget	YTD 2020 Actual	2020 Encumbrance	Variance	%	YTD 2019 Actual
Revenues:						
TAXES	0.00	0.00	0.00	0.00	100.00	0.00
LICENSES & PERMITS	0.00	0.00	0.00	0.00	100.00	0.00
INTER-GOVERNMENTAL	0.00	0.00	0.00	0.00	100.00	0.00
CHARGES FOR SERVICES	15,862,598.00	3,806,992.95	0.00	-12,055,605.05	-0.22	3,386,566.88
FINES & FORFEITS	0.00	0.00	0.00	0.00	100.00	0.00
INVESTMENT EARNINGS	174,000.00	67,698.72	0.00	-106,301.28	-3.64	40,885.84
DEBT PROCEEDS	0.00	0.00	0.00	0.00	100.00	0.00
MISCELLANEOUS	0.00	482.05	0.00	482.05	100.00	450.45
Total Revenues	16,036,598.00	3,875,173.72	0.00	-12,161,424.28	100.00	3,427,903.17
Expenditures:						
By Category						
PERSONAL SERVICES	5,576,090.00	1,322,702.53	0.00	4,253,387.47	0.24	1,249,291.54
OPERATIONS & MAINT	5,622,037.79	1,283,155.92	222,866.50	4,116,015.37	0.25	1,089,970.99
CAPITAL	30,969,743.08	2,068,815.06	20,792,040.28	8,108,887.74	0.74	283,900.83
DEBT SERVICE	1,561,774.00	0.00	0.00	1,561,774.00	0.00	0.00
INTERFUND TRANSFERS	0.00	0.00	0.00	0.00	100.00	0.00
Total Expenditures	43,729,644.87	4,674,673.51	21,014,906.78	18,040,064.58	100.00	2,623,163.36

City of Billings						
PUBLIC WORKS-WATER FUND						
For fiscal year 2020, Periods 1 - 3						
	Total 2020 Amended Budget	YTD 2020 Actual	2020 Encumbrance	Variance	%	YTD 2019 Actual
Revenues:						
TAXES	0.00	0.00	0.00	0.00	100.00	0.00
LICENSES & PERMITS	0.00	0.00	0.00	0.00	100.00	0.00
INTER-GOVERNMENTAL	0.00	0.00	0.00	0.00	100.00	0.00
CHARGES FOR SERVICES	27,991,770.00	7,125,004.15	0.00	-20,866,765.85	-0.25	7,228,539.36
FINES & FORFEITS	0.00	0.00	0.00	0.00	100.00	0.00
INVESTMENT EARNINGS	297,300.00	315,673.68	0.00	18,373.68	1.29	159,786.52
DEBT PROCEEDS	0.00	0.00	0.00	0.00	100.00	0.00
MISCELLANEOUS	7,200.00	14,080.00	0.00	6,880.00	100.00	142,039.98
Total Revenues	28,296,270.00	7,454,757.83	0.00	-20,841,512.17	100.00	7,530,365.86
Expenditures:						
By Category						
PERSONAL SERVICES	5,016,863.00	1,077,912.75	0.00	3,938,950.25	0.21	1,129,978.12
OPERATIONS & MAINT	9,104,830.61	1,755,664.49	906,414.96	6,442,751.16	0.26	1,735,391.34
CAPITAL	29,491,422.47	1,628,009.53	9,045,484.66	18,817,928.28	0.36	213,229.74
DEBT SERVICE	2,770,500.00	0.00	0.00	2,770,500.00	0.00	0.00
INTERFUND TRANSFERS	0.00	0.00	0.00	0.00	100.00	0.00
Total Expenditures	46,383,616.08	4,461,586.77	9,951,899.62	31,970,129.69	100.00	3,078,599.20



City of Billings						
AIRPORT OPERATING FUND						
For fiscal year 2020, Periods 1 - 3						
	Total 2020 Amended Budget	YTD 2020 Actual	2020 Encumbrance	Variance	%	YTD 2019 Actual
Revenues:						
TAXES	0.00	0.00	0.00	0.00	100.00	0.00
LICENSES & PERMITS	0.00	0.00	0.00	0.00	100.00	0.00
INTER-GOVERNMENTAL	5,311,557.00	347,598.28	0.00	-4,963,958.72	-0.08	519,194.35
CHARGES FOR SERVICES	13,467,909.00	2,743,360.95	0.00	-10,724,548.05	-0.19	2,746,124.86
FINES & FORFEITS	0.00	0.00	0.00	0.00	100.00	0.00
INVESTMENT EARNINGS	278,272.00	54,596.81	0.00	-223,675.19	-0.17	39,180.06
DEBT PROCEEDS	0.00	0.00	0.00	0.00	100.00	0.00
MISCELLANEOUS	75,580.00	13,266.85	0.00	-62,313.15	-0.16	17,712.09
Total Revenues	19,133,318.00	3,158,822.89	0.00	-15,974,495.11	100.00	3,322,211.36
Expenditures:						
By Category						
PERSONAL SERVICES	4,420,047.00	1,025,167.42	0.00	3,394,879.58	0.23	991,554.49
OPERATIONS & MAINT	3,522,976.00	705,934.80	148,023.67	2,669,017.53	0.24	572,782.86
CAPITAL	46,941,235.63	1,083,310.75	5,820,028.31	40,037,896.57	0.15	900,237.80
DEBT SERVICE	1,329,394.00	62,699.51	0.00	1,266,694.49	0.05	51,392.54
INTERFUND TRANSFERS	0.00	0.00	0.00	0.00	100.00	0.00
Total Expenditures	56,213,652.63	2,877,112.48	5,968,051.98	47,368,488.17	100.00	2,515,967.69